



Dairy Market News Branch

Agricultural
Marketing
Service

National Retail Report-Dairy

Websites: <http://www.marketnews.usda.gov/mnp/da-home> and <http://www.ams.usda.gov/mnreports/dybretail.pdf>

Volume 88- Number 24

Issued Weekly

Friday, June 18, 2021

Advertised Prices for Dairy Products at Major Retail Supermarket Outlets ending during the period of 06/18/2021 to 06/24/2021

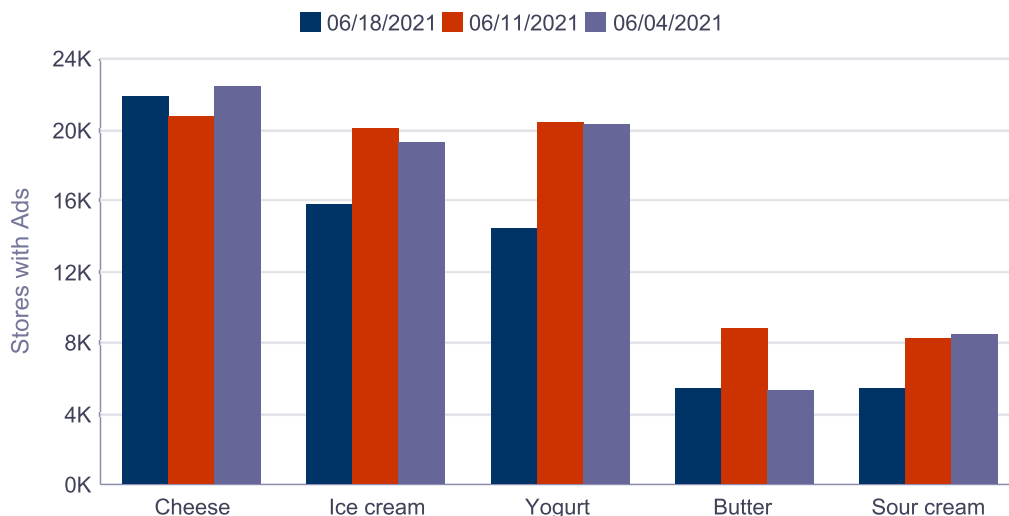
The most advertised dairy item this week is conventional 48 to 64-ounce ice cream. The national weighted average advertised price is \$2.96, which is \$0.04 higher than last week. There are no ads for organic 48 to 64-ounce ice cream. Conventional half gallons of milk saw the biggest increase in ads, jumping 372 percent. Total conventional dairy advertisements are down 16 percent this week, while total organic dairy ads increased 7 percent.

The most advertised cheese item is conventional 8-ounce shred cheese, with a weighted average advertised price of \$2.45. This is \$0.34 lower than last week. The price for conventional 1- pound shred cheese climbed \$1.11, a 34 percent increase, reaching a weighted average advertised price of \$4.38. Conventional cheese ads increased 6 percent. Organic cheese ads were absent from circulars this week.

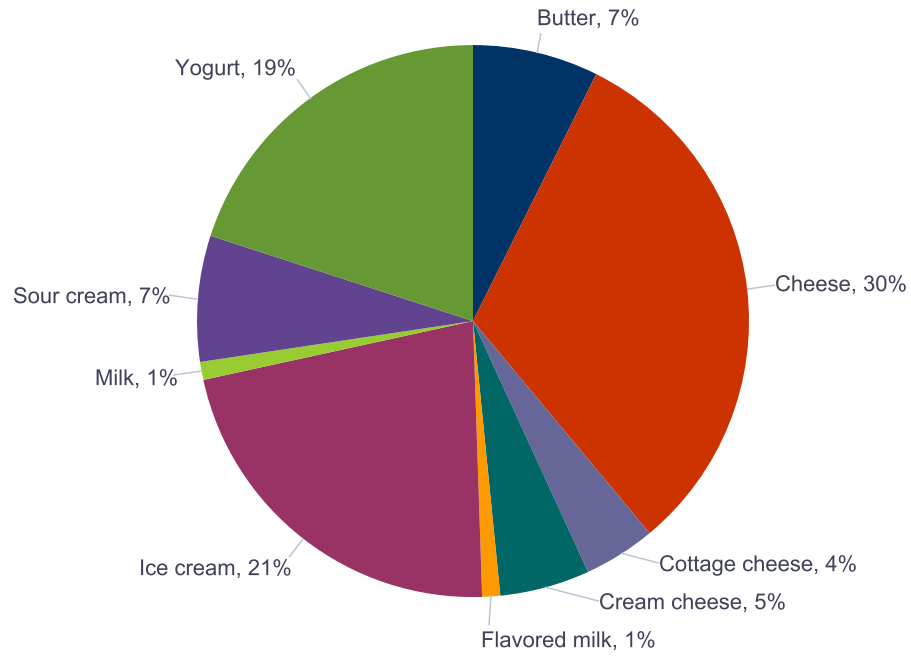
Greek yogurt in 4 to 6-ounce containers, the most advertised conventional yogurt item, has a weighted average advertised price of \$0.96, down \$0.02 from last week. Ads for conventional yogurt in 32-ounce containers dropped 57 percent, while the weighted average advertised price rose \$0.30 to \$2.62. Conventional yogurt is advertised 28 percent less than in the previous week, and organic yogurt ads are down 46 percent.

Organic half gallon milk ads increased 19 percent. The national weighted average price for conventional half gallon milk is \$1.99, unchanged from last week. For organic half gallons, the national weighted average advertised price is \$3.78, which results in an organic price premium of \$1.79.

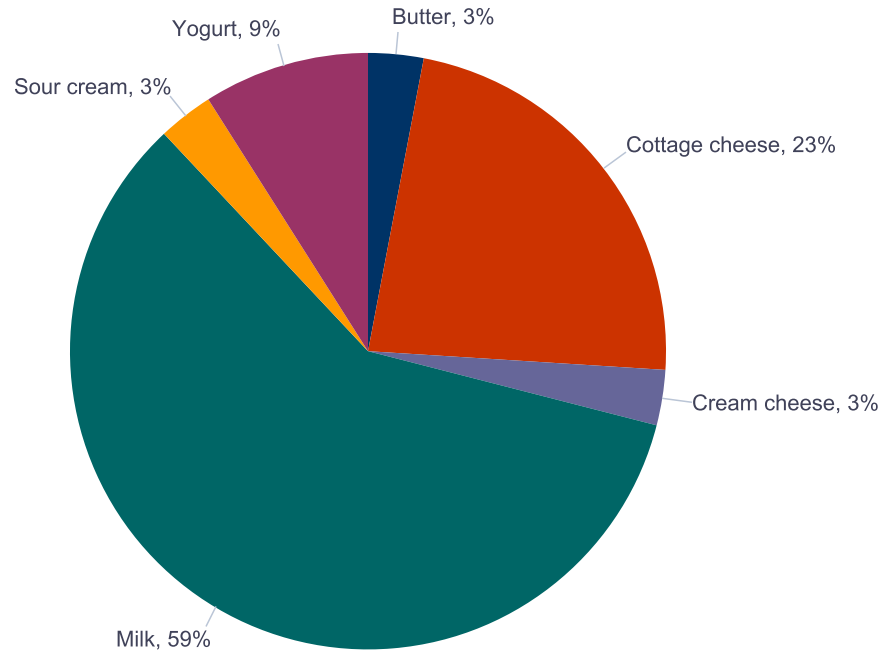
Top 5 Commodities Featured This Week



Percentage of Total Conventional Ads by Commodity



Percentage of Total Organic Ads by Commodity





NATIONAL -- CONVENTIONAL DAIRY PRODUCTS

Commodity	Type	Pack Size	THIS PERIOD		LAST WEEK		LAST YEAR	
			Stores With Ads	Wtd Avg Price	Stores With Ads	Wtd Avg Price	Stores With Ads	Wtd Avg Price
Butter		1 #	5247	3.30	8661	3.04	3186	2.95
Cheese	Natural Varieties	8 oz block	7764	2.24	5225	2.39	9080	2.22
Cheese	Natural Varieties	1 # block	1015	4.58	1573	4.12	589	3.52
Cheese	Natural Varieties	2 # block	1297	7.23	1110	6.34	1289	6.29
Cheese	Natural Varieties	8 oz shred	11059	2.45	10178	2.79	10746	2.27
Cheese	Natural Varieties	1 # shred	724	4.38	1485	3.27	569	3.60
Cottage cheese		16 oz	3249	2.03	4547	2.12	3944	1.79
Cream cheese		8 oz	3559	2.06	1998	1.61	3532	1.49
Flavored milk	All fat tests	half gallon	843	2.68	616	3.12	442	2.05
Flavored milk	All fat tests	gallon			105	2.50	634	3.86
Ice cream		48-64oz	15696	2.96	20049	2.92	12955	2.67
Milk	All fat tests	half gallon	467	1.99	99	1.99		
Milk	All fat tests	gallon	405	2.07	486	2.48	614	2.59
Sour cream		16 oz	5255	1.54	8249	1.82	6613	1.62
Yogurt	Greek	4-6 oz	6293	.96	7112	.98	6626	.94
Yogurt	Greek	32 oz	2704	4.69	3900	4.44	947	4.36
Yogurt	Yogurt	4-6 oz	3564	.52	5369	.48	5455	.50
Yogurt	Yogurt	32 oz	1265	2.62	2913	2.32	2799	2.19

REGIONAL -- CONVENTIONAL DAIRY PRODUCTS

Commodity	Type	Pack Size	NORTHEAST U.S.			SOUTHEAST U.S.			MIDWEST U.S.		
			Price Range	Stores with Ads	Wtd Avg Price	Price Range	Stores with Ads	Wtd Avg Price	Price Range	Stores with Ads	Wtd Avg Price
Butter		1 #	2.49-5.00	3071	3.32	2.49-3.99	398	3.34	1.98-3.98	462	2.99
Cheese	Natural Varieties	8 oz block	1.67-2.99	1535	2.06	1.88-3.00	2231	2.29	1.88-2.99	1472	2.15
Cheese	Natural Varieties	1 # block	3.99	199	3.99	4.98	62	4.98	3.99	98	3.99
Cheese	Natural Varieties	2 # block							7.99	586	7.99
Cheese	Natural Varieties	8 oz shred	1.69-3.50	2673	2.37	1.50-3.50	3680	2.47	1.88-3.50	1456	2.21
Cheese	Natural Varieties	1 # shred	3.99-4.33	283	4.26	4.98	62	4.98	3.99	98	3.99
Cottage cheese		16 oz	1.49-2.69	1315	2.15	1.00-2.00	390	1.63	1.00-2.98	610	2.02
Cream cheese		8 oz	1.48-3.00	1810	1.98	2.00-3.00	831	2.32	1.79-3.50	207	2.43
Flavored milk	All fat tests	half gallon				2.50	214	2.50	1.29-2.00	286	1.74
Ice cream		48-64oz	1.75-4.99	3203	2.83	1.75-5.99	4743	2.82	1.98-4.48	3428	3.11
Milk	All fat tests	half gallon	1.99	221	1.99						
Milk	All fat tests	gallon	1.39	167	1.39						
Sour cream		16 oz	0.99-2.29	2321	1.70	0.99-2.00	1540	1.24	1.00-2.39	646	1.43
Yogurt	Greek	4-6 oz	0.49-1.00	1797	.90	1.00-1.09	1417	1.00	0.80-1.00	721	.96
Yogurt	Greek	32 oz	3.99-5.00	578	4.76	2.98-4.99	379	3.96	3.88-4.99	976	4.77
Yogurt	Yogurt	4-6 oz	0.40-0.67	1339	.55	0.40-0.50	405	.44	0.60	360	.60

Wtd Avg - Simple weighted average



Commodity	Type	Pack Size	NORTHEAST U.S.			SOUTHEAST U.S.			MIDWEST U.S.		
			Price Range	Stores with Ads	Wtd Avg Price	Price Range	Stores with Ads	Wtd Avg Price	Price Range	Stores with Ads	Wtd Avg Price
Yogurt	Yogurt	32 oz	1.89-2.69	533	2.27	2.99	214	2.99	2.49	69	2.49

Commodity	Type	Pack Size	SOUTH CENTRAL U.S.			SOUTHWEST U.S.			NORTHWEST U.S.		
			Price Range	Stores with Ads	Wtd Avg Price	Price Range	Stores with Ads	Wtd Avg Price	Price Range	Stores with Ads	Wtd Avg Price
Butter		1 #	2.77	54	2.77	2.99-3.99	771	3.35	2.99-3.39	463	3.24
Cheese	Natural Varieties	8 oz block	1.69-3.00	897	2.46	1.67-2.49	811	2.13	1.67-2.99	818	2.43
Cheese	Natural Varieties	1 # block	2.99-4.99	236	4.37	4.99	246	4.99	3.99-6.99	174	5.18
Cheese	Natural Varieties	2 # block				5.99	422	5.99	7.49	289	7.49
Cheese	Natural Varieties	8 oz shred	1.69-3.00	902	2.43	1.67-3.99	1568	2.77	1.67-2.50	752	2.38
Cheese	Natural Varieties	1 # shred	4.49-4.99	176	4.83				3.99	105	3.99
Cottage cheese		16 oz	1.69-2.48	193	1.98	2.50	383	2.50	0.99-1.67	358	1.54
Cream cheese		8 oz	1.50	121	1.50	1.50-3.00	232	2.59	0.99-1.67	358	1.54
Flavored milk	All fat tests	half gallon	2.49	54	2.49				3.79	289	3.79
Ice cream		48-64oz	2.50-3.50	1520	2.95	1.99-4.99	2628	3.24	2.47-2.99	174	2.68
Milk	All fat tests	half gallon				1.99	246	1.99			
Milk	All fat tests	gallon	2.99	133	2.99				1.99	105	1.99
Sour cream		16 oz	1.00-1.50	253	1.34	2.00	137	2.00	0.99-2.19	358	1.96
Yogurt	Greek	4-6 oz	0.99-1.00	349	1.00	0.88-1.25	1623	.98	0.59-1.00	358	.92
Yogurt	Greek	32 oz				4.99-5.49	482	5.24	4.39	289	4.39
Yogurt	Yogurt	4-6 oz	0.49-0.50	309	.49	0.50	452	.50	0.35-0.59	699	.47
Yogurt	Yogurt	32 oz	2.50-2.79	175	2.70	2.50-3.50	274	3.00			

Commodity	Type	Pack Size	ALASKA U.S.			HAWAII U.S.		
			Price Range	Stores with Ads	Wtd Avg Price	Price Range	Stores with Ads	Wtd Avg Price
Butter		1 #	5.99	28	5.99			
Cheese	Natural Varieties	8 oz shred	4.99	28	4.99			
Yogurt	Greek	4-6 oz	1.79	28	1.79			

NATIONAL -- ORGANIC DAIRY PRODUCTS

Commodity	Type	Pack Size	THIS PERIOD		LAST WEEK		LAST YEAR	
			Stores With Ads	Wtd Avg Price	Stores With Ads	Wtd Avg Price	Stores With Ads	Wtd Avg Price
Butter		1 #	205	5.17	121	5.29	121	5.29
Cottage cheese		16 oz	1591	3.11	1541	3.00	167	3.00

Wtd Avg - Simple weighted average



Cream cheese		8 oz	214	2.50			87	2.50
Milk	All fat tests	half gallon	4046	3.78	3387	3.79	2128	3.93
Milk	All fat tests	gallon			214	4.99	228	6.25
Sour cream		16 oz	184	3.00				
Yogurt	Greek	4-6 oz					127	1.25
Yogurt	Greek	32 oz	137	5.99	828	4.43		
Yogurt	Yogurt	4-6 oz			209	1.06	325	.88
Yogurt	Yogurt	32 oz	454	3.73	62	5.99		

REGIONAL -- ORGANIC DAIRY PRODUCTS

Commodity	Type	Pack Size	NORTHEAST U.S.			SOUTHEAST U.S.			MIDWEST U.S.		
			Price Range	Stores with Ads	Wtd Avg Price	Price Range	Stores with Ads	Wtd Avg Price	Price Range	Stores with Ads	Wtd Avg Price
Butter		1 #				4.99	84	4.99			
Cottage cheese		16 oz				3.00	298	3.00	3.00	595	3.00
Cream cheese		8 oz				2.50	214	2.50			
Milk	All fat tests	half gallon	2.50-4.99	880	4.15	1.99-4.99	442	3.73	1.99-4.99	1315	3.56
Sour cream		16 oz				3.00	184	3.00			
Yogurt	Yogurt	32 oz	3.49-3.99	454	3.73						

Commodity	Type	Pack Size	SOUTH CENTRAL U.S.			SOUTHWEST U.S.			NORTHWEST U.S.		
			Price Range	Stores with Ads	Wtd Avg Price	Price Range	Stores with Ads	Wtd Avg Price	Price Range	Stores with Ads	Wtd Avg Price
Butter		1 #	5.29	121	5.29						
Cottage cheese		16 oz	3.00	78	3.00	3.00-3.99	620	3.27			
Milk	All fat tests	half gallon	4.49	194	4.49	1.99-4.99	499	3.67	2.99-4.39	716	3.66
Yogurt	Greek	32 oz				5.99	137	5.99			

Commodity	Type	Pack Size	ALASKA U.S.			HAWAII U.S.		
			Price Range	Stores with Ads	Wtd Avg Price	Price Range	Stores with Ads	Wtd Avg Price

REGIONAL DEFINITIONS

As used in this report, regions include the following states:

NORTHEAST U.S. Connecticut, Delaware, Massachusetts, Maryland, Maine, New Hampshire, New jersey, New York, Pennsylvania, Rhode Island and Vermont
SOUTHEAST U.S. Alabama, Florida, Georgia, Mississippi, North Carolina, South Carolina, Tennessee, Virginia and West Virginia
MIDWEST U.S. Iowa, Illinois, Indiana, Kentucky, Michigan, Minnesota, North Dakota, Nebraska, Ohio, South Dakota and Wisconsin
SOUTH CENTRAL U.S. Arkansas, Colorado, Kansas, Louisiana, Missouri, New Mexico, Oklahoma, and Texas

Wtd Avg - Simple weighted average



SOUTHWEST U.S.	Arizona, California, Nevada and Utah
NORTHWEST U.S.	Idaho, Montana, Oregon, Washington, and Wyoming
ALASKA	Alaska
HAWAII	Hawaii
NATIONAL	Continental United States